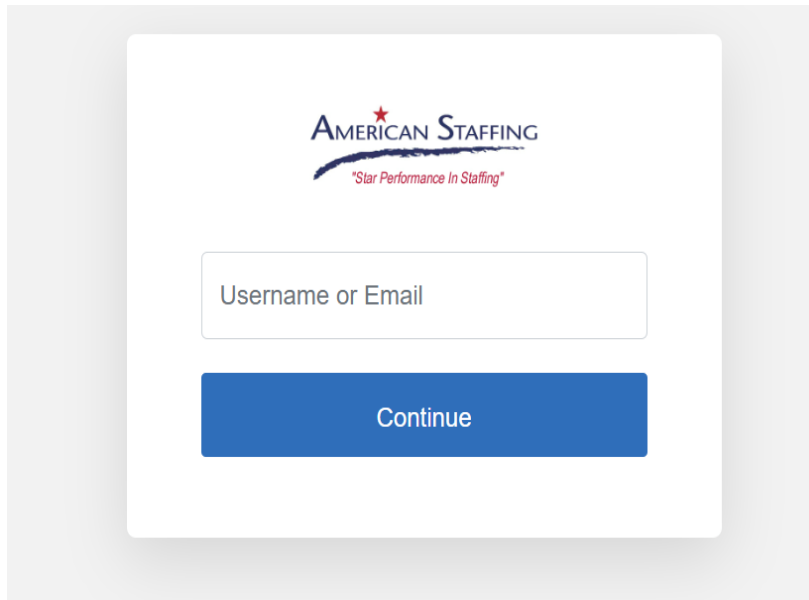


Click here to login:


[https://americanstaffing.myavionte.com/satellite/login?buildId=WOyqMt_fzuA&appId=BO
LD](https://americanstaffing.myavionte.com/satellite/login?buildId=WOyqMt_fzuA&appId=BO
LD)

Input username or email for your account



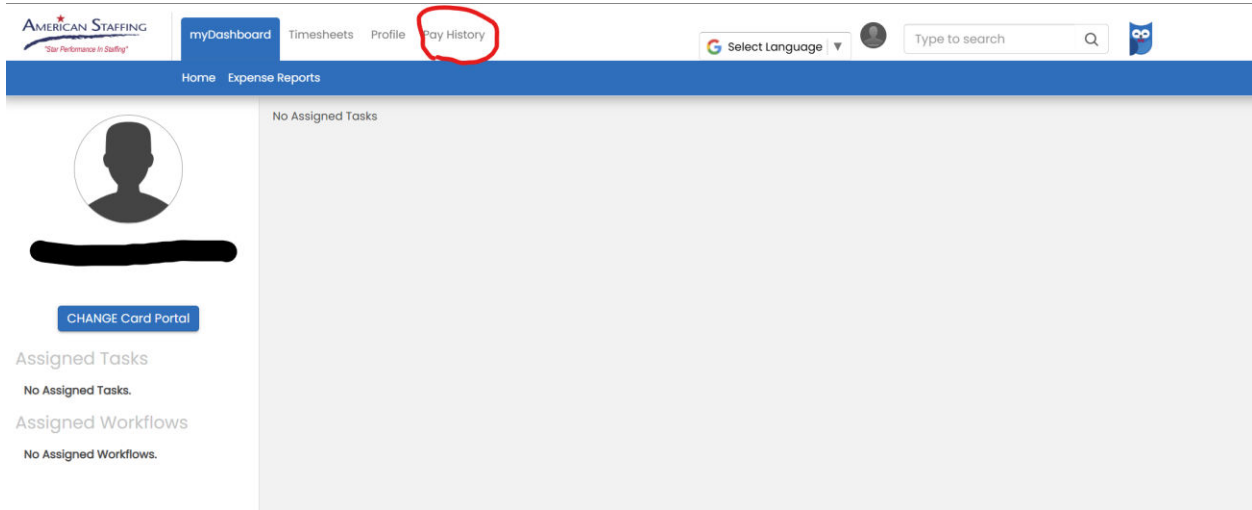
The image shows a login form for American Staffing. At the top, the logo for American Staffing is displayed, featuring a red star above the text "AMERICAN STAFFING" and the tagline "Star Performance In Staffing" below it. Below the logo is a white input field with the placeholder text "Username or Email". Underneath the input field is a blue button with the text "Continue".

Input password to sign in

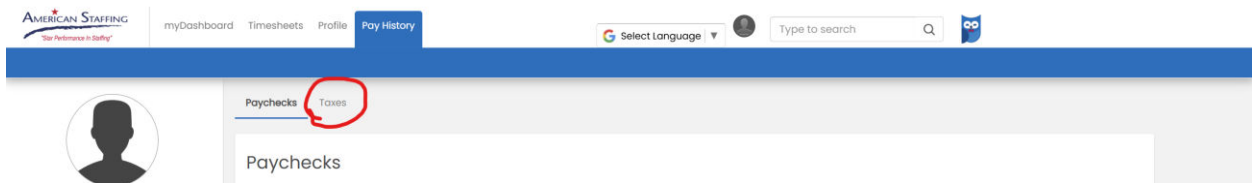


The image shows a login form for Avionté. At the top left, the logo for Avionté is displayed, featuring the text "AVIONTÉ" in a large, bold, black font, with "STAFFING AND RECRUITING SOFTWARE" in a smaller font below it. Below the logo are two white input fields: the first with the placeholder text "Enter your Username" and the second with "Enter your Password". Below these fields is a blue button with the text "Login". To the right of the input fields are two social login options: a button with the Google logo and the text "Login with Google", and a blue button with the LinkedIn logo and the text "Login with LinkedIn". Below the "Login" button is a link that says "Forgot your Password?".

Once logged in look for Pay History



Once in pay history go to taxes



There you will see your W2's, you can preview if you click American Staffing or download with icon below download

